


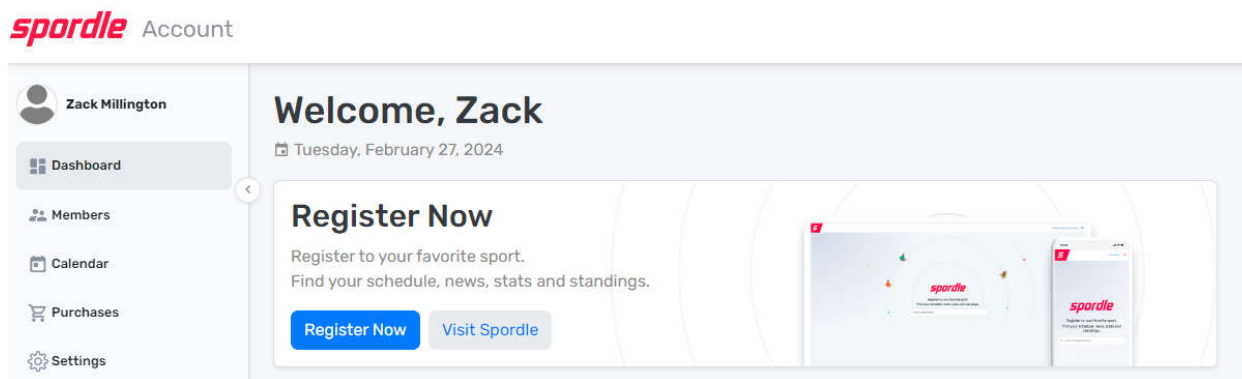
## How to Link your Spordle and HCR account

Step 1: Sign in with Spordle Account at <https://myaccount.spordle.com/dashboard>

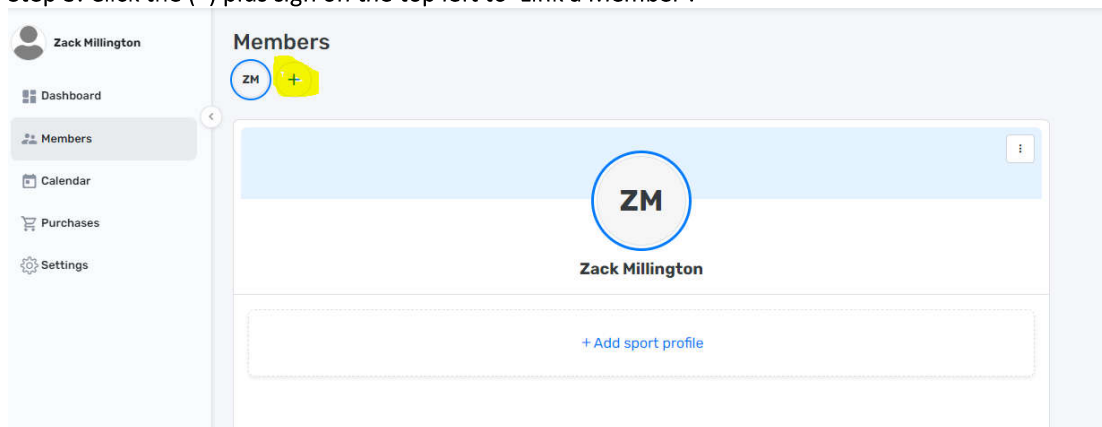


The image shows the Spordle Account login page. At the top, the word "spordle" is in a red, italicized font, followed by "Account" in a grey, sans-serif font. Below this, the text "Sign in to your account" is centered. There is a light blue rectangular input field containing the email address "zmillington@ohf.on.ca". Below the input field is a large red button with the text "Login →" in white.

Step 2: In your Spordle Account, click 'Members' on the left hand side of the page.



Step 3: Click the (+) plus sign on the top left to 'Link a Member'.



Step 4: Add your First Name, Last Name, Date of Birth, and select Myself to question “How is this participant related to you?”. This will search for your HCR profile to be linked. If you do not have an HCR profile, you will be required to create one.

×

Let's link your profile.

First Name

Zack

Last Name

Millington

Date of Birth

1993-04-14

×

How is this participant related to you?

Myself


Link profile


Step 5: This will search for your HCR profile to be linked. If your correct profile appears, click ‘Let’s Validate’ to link to your Spordle account. If you do not have an HCR profile, you will be required to create one.

×

1 Sport Profile Result

Select one of the following sports profiles.





ONTARIO HOCKEY FEDERATION

ZACK MILLINGTON (31 years old)

#1500000585600

●

Search with participant #

Previous

Let's validate